
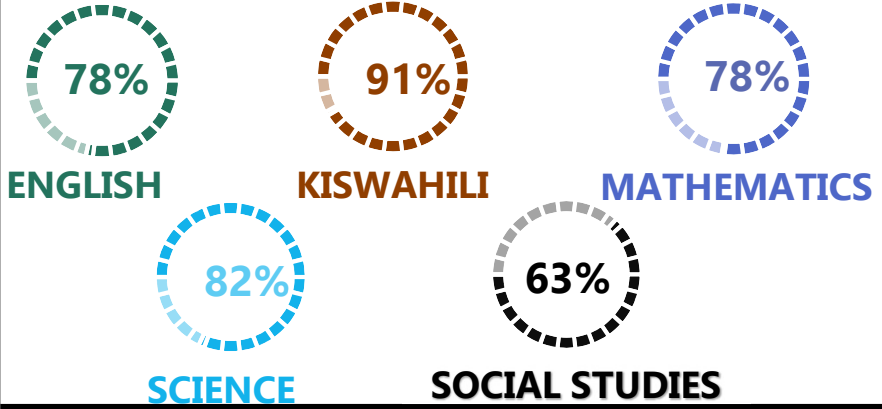

		EDEN																												
REGION: MWANZA		SCHOOL AVERAGE: 196.3			BAND 3																									
DISTRICT: MWANZA					CATEGORY ABOVE 40																									
SUBJECT PERFORMANCE ANALYSIS																														
<table border="1"> <thead> <tr> <th>SUBJECT NAME</th> <th>AVG</th> <th>%</th> <th>RNK</th> </tr> </thead> <tbody> <tr> <td>KISWAHILI</td> <td>45.7</td> <td>91%</td> <td>1</td> </tr> <tr> <td>SCIENCE</td> <td>41.0</td> <td>82%</td> <td>2</td> </tr> <tr> <td>ENGLISH</td> <td>39.2</td> <td>78%</td> <td>3</td> </tr> <tr> <td>MATHEMATICS</td> <td>38.8</td> <td>78%</td> <td>4</td> </tr> <tr> <td>SOCIAL STUDIES</td> <td>31.7</td> <td>63%</td> <td>5</td> </tr> </tbody> </table>				SUBJECT NAME	AVG	%	RNK	KISWAHILI	45.7	91%	1	SCIENCE	41.0	82%	2	ENGLISH	39.2	78%	3	MATHEMATICS	38.8	78%	4	SOCIAL STUDIES	31.7	63%	5			
SUBJECT NAME	AVG	%	RNK																											
KISWAHILI	45.7	91%	1																											
SCIENCE	41.0	82%	2																											
ENGLISH	39.2	78%	3																											
MATHEMATICS	38.8	78%	4																											
SOCIAL STUDIES	31.7	63%	5																											
<table border="1"> <thead> <tr> <th>BOYS/GIRLS PASS RATE</th> <th>STD</th> <th>AVG</th> <th>%</th> </tr> </thead> <tbody> <tr> <td>BOYS</td> <td>31</td> <td>0.56</td> <td>56%</td> </tr> <tr> <td>GIRLS</td> <td>26</td> <td>0.44</td> <td>44%</td> </tr> </tbody> </table>				BOYS/GIRLS PASS RATE	STD	AVG	%	BOYS	31	0.56	56%	GIRLS	26	0.44	44%															
BOYS/GIRLS PASS RATE	STD	AVG	%																											
BOYS	31	0.56	56%																											
GIRLS	26	0.44	44%																											
GRADE ANALYSIS SUMMARY																														
SUBJECT NAME/GRADE		A	B	C	D	E																								
MATHEMATICS		22	32	3	0	0																								
KISWAHILI		56	1	0	0	0																								
ENGLISH		24	32	1	0	0																								
SCIENCE		39	16	2	0	0																								
SOCIAL STUDIES		0	36	19	2	0																								
OVERALL GRADE ANALYSIS		NO.	SEATED	%																										
41- 45		22	57	39%																										
30.5 - 40		35		61%																										
20.5 - 30		0		0%																										
10.5 - 20		0	0	0%																										
0- 10		0		0%																										
OVERALL PERFORMANCE ANALYSIS																														
REGISTERED	57	100%																												
SEATED	57	100%																												
ABSENTEES	0	0%																												
PASSED	57	100%																												
FAILED	0	0%																												
SCHOOL POSITION	20																													
TOTAL SCHOOLS	52																													

INDEX	NAME	SEX	MATHEMATICS	KISWAHILI	ENGLISH	SCIENCE	SOCIAL STUDIES	TOTAL	AVERAGE	OVR GRADE	SCH POSITION	OVERALL POSITION					
1	CHRISTOPHER JOTHAM PAUL	M	43	A	48	A	46	A	46	A	39	B	222	44	A	1.5	812
2	DIDAS MODEST MASSAE	M	46	A	49	A	43	A	48	A	36	B	222	44	A	1.5	812
3	GODFREY MANWAD KANGASSA	M	45	A	49	A	43	A	46	A	38	B	221	44	A	3	883.5
4	GEOFREY BARNABAS WILLIAM	M	41	A	49	A	44	A	45	A	37	B	216	43	A	4	1221
5	BARAKA MAHAJA NDUTA	M	42	A	47	A	41	A	47	A	38	B	215	43	A	5.5	1289
6	MORONEY BENARD MAKOBA	M	43	A	47	A	42	A	43	A	40	B	215	43	A	5.5	1289
7	DANIEL WILLIAM HAULE	M	41	A	47	A	43	A	44	A	38	B	213	43	A	7	1426.5
8	FREDY MAGWEIGA MARWA	M	43	A	48	A	41	A	42	A	37	B	211	42	A	8.5	1562
9	GASPER FRANCIS MASHIKU	M	44	A	45	A	41	A	42	A	39	B	211	42	A	8.5	1562
10	AISHA FEROUZ IBRAHIM	F	44	A	44	A	44	A	45	A	33	B	210	42	A	10	1639.5
11	ALEX MWEMEZI ISSABINUS	M	44	A	45	A	37	B	47	A	36	B	209	42	A	11	1707.5
12	BONIPHACE MAHONDO NGUMI	M	43	A	47	A	42	A	41	A	35	B	208	42	A	12.5	1771.5
13	PASKAZIA GHATI OMARY	F	45	A	46	A	40	B	44	A	33	B	208	42	A	12.5	1771.5
14	MUSA PETER MAKOLO	M	36	B	48	A	42	A	45	A	36	B	207	41	A	14	1843.5
15	FRANK MUSAMI ALPHONCE	M	42	A	47	A	37	B	45	A	35	B	206	41	A	15.5	1909.5
16	GODFREY JULIUS WAMBURA	M	44	A	46	A	40	B	42	A	34	B	206	41	A	15.5	1909.5
17	JEREMIAH SASSY JEREMIAH	M	45	A	45	A	42	A	37	B	36	B	205	41	A	18	1973
18	JUNIOR EXAVER MWANJALA	M	47	A	47	A	41	A	40	B	30	C	205	41	A	18	1973
19	JACKLINE GALUS SABIANO	F	38	B	47	A	43	A	42	A	35	B	205	41	A	18	1973
20	BARAKA MANWAD KANGASSA	M	44	A	46	A	38	B	41	A	35	B	204	41	A	20	2037
21	ANTONY LUBANGO LUGUGA	M	37	B	47	A	40	B	41	A	38	B	203	41	A	21.5	2104.5
22	ZAINABU HABIBU HASSAN	F	43	A	46	A	39	B	43	A	32	B	203	41	A	21.5	2104.5
23	GODWIN ELIUS MASHINI	M	39	B	44	A	41	A	44	A	34	B	202	40	B	23	2176.5
24	ELIAH PHILEMON MWAKIBINGA	M	38	B	42	A	39	B	47	A	35	B	201	40	B	24	2242
25	MWAJUMA IDDY KHAMIS	F	43	A	46	A	40	B	44	A	27	C	200	40	B	25	2306

INDEX	NAME	SEX	MATHEMATICS	KISWAHILI	ENGLISH	SCIENCE	SOCIAL STUDIES	TOTAL	AVERAGE	OVR GRADE	SCH POSITION	OVERALL POSITION					
26	HANCE MUSA EDMUND	M	37	B	45	A	41	A	42	A	34	B	199	40	B	27.5	2373
27	KELVIN ROYAL KANUDA	M	38	B	46	A	43	A	39	B	33	B	199	40	B	27.5	2373
28	PASIFIKI GEORGE KALISA	M	45	A	40	B	41	A	41	A	32	B	199	40	B	27.5	2373
29	JESCA JOSEPH OHONDO	F	36	B	47	A	39	B	42	A	35	B	199	40	B	27.5	2373
30	MAGRETH GEOFFREY ABISAI	F	37	B	45	A	42	A	42	A	32	B	198	40	B	30	2436
31	GEORGE PETER GEORGE	M	38	B	45	A	40	B	41	A	33	B	197	39	B	31.5	2496.5
32	ANASTAZIA MFUNGO MKAMA	F	35	B	45	A	43	A	42	A	32	B	197	39	B	31.5	2496.5
33	SHUKURU GEORGE KALISA	M	38	B	47	A	39	B	42	A	30	C	196	39	B	34	2555
34	JOYCE OSCAR MKUMBO	F	34	B	49	A	42	A	39	B	32	B	196	39	B	34	2555
35	VANESSA MHOZYA MKAMA	F	35	B	46	A	40	B	43	A	32	B	196	39	B	34	2555
36	KELVIN CHARLES NJUKA	M	42	A	46	A	31	B	43	A	32	B	194	39	B	36.5	2672
37	RAHMA IDDY KHAMIS	F	30	C	47	A	41	A	42	A	34	B	194	39	B	36.5	2672
38	HAPPINESS SAMORA MAYOLE	F	37	B	45	A	41	A	43	A	26	C	192	38	B	38	2777.5
39	IDDI ABDALLAH KIULA	M	40	B	45	A	40	B	36	B	29	C	190	38	B	39.5	2884
40	THEREZA PETER MAKOLO	F	33	B	48	A	38	B	42	A	29	C	190	38	B	39.5	2884
41	FREDRICK HEZRON KUSAGA	M	33	B	43	A	38	B	42	A	33	B	189	38	B	41.5	2931.5
42	ASIMWE GEOFFREY JOSEPH	F	38	B	47	A	40	B	39	B	25	C	189	38	B	41.5	2931.5
43	JENIGA FRANK COSTANTINE	F	40	B	45	A	35	B	41	A	27	C	188	38	B	43	2987
44	ASHA SADICK IBRAHIM	F	35	B	45	A	31	B	50	A	26	C	187	37	B	44.5	3046
45	WANURU ALEXANDER MWAIPUNGU	F	33	B	48	A	39	B	41	A	26	C	187	37	B	44.5	3046
46	TUMAINI JUMANNE MONGAI	M	38	B	41	A	35	B	38	B	34	B	186	37	B	46	3105.5
47	GIDION FRANK GISEMA	M	37	B	45	A	38	B	37	B	24	C	181	36	B	47.5	3377
48	ESTER EMMANUEL KOMANYA	F	39	B	43	A	33	B	37	B	29	C	181	36	B	47.5	3377
49	ANETH THIMOTHEW STAFFORD	F	31	B	47	A	37	B	38	B	27	C	180	36	B	49.5	3427
50	JULIANA SHIRIMA DAMIAN	F	32	B	45	A	38	B	35	B	30	C	180	36	B	49.5	3427

INDEX	NAME	SEX	MATHEMATICS		KISWAHILI		ENGLISH		SCIENCE		SOCIAL STUDIES		TOTAL	AVERAGE	OVR GRADE	SCH POSITION	OVERALL POSITION
51	JEREMIAH PHILEMON MWAKIBINGA	M	38	B	43	A	35	B	37	B	26	C	179	36	B	51	3471.5
52	SAMIAH SHABANI MASOUD	F	30	C	48	A	35	B	39	B	24	C	176	35	B	52	3605.5
53	ANETTLINETT THOBIAS SILAS	F	31	B	47	A	35	B	34	B	25	C	172	34	B	53.5	3787
54	HOPE EZEKIA NONKWE	F	37	B	42	A	38	B	35	B	20	D	172	34	B	53.5	3787
55	SALMA HARUNA SUBETI	F	26	C	41	A	36	B	35	B	23	C	161	32	B	55	4228.5
56	MECKTRIDA SOSPETER MAGERE	F	36	B	45	A	27	C	24	C	27	C	159	32	B	56	4295.5
57	HUSNA RASHID HAMZA	F	40	B	41	A	34	B	25	C	18	D	158	32	B	57	4327.5